



Indenyl esters as potential electronically modified cyclopentadienyl ligands for transition metal complexes

Reko Leino,* Hendrik J. G. Luttikhedde, Lena Långstedt and Antti Penninkangas

Laboratory of Polymer Technology, Åbo Akademi University, FIN-20500 Åbo, Finland

Received 22 March 2002; accepted 18 April 2002

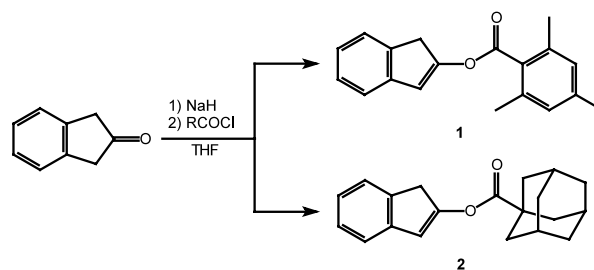
Abstract—The preparation of two new indenyl esters 2-(2,4,6-trimethylbenzoyloxy)indene (**1**) and 2-(adamantanoyloxy)indene (**2**) is reported. Both compounds can be deprotonated with alkylolithiums such as *n*-BuLi and the resulting anions trapped by addition of TMSCl or iodomethane, rendering them as potential electronically modified cyclopentadienyl ligand analogues for complexation with transition metals. © 2002 Elsevier Science Ltd. All rights reserved.

Substituted indenenes function as versatile ligand precursors for a variety of transition metal complexes.¹ In particular, bridged and unbridged group 4 bis(indenyl) metallocenes have gained attention as stoichiometric reagents or catalyst precursors for enantioselective organic transformations² and catalytic olefin polymerization.³ The catalytic performance of these complexes is determined by steric and electronic effects induced by the ancillary ligand substituents. Although synthetic methods for preparing 1- (or 3-) and 2-alkyl/aryl substituted indenyl ligand precursors are well established,^{4,5} the preparation of heteroatom functionalized indenenes has remained relatively unexplored.^{6–9} We were interested in studying the applicability of indenyl esters as potential electronically modified cyclopentadienyl ligands for transition metal complexes. Herein we report the simple preparation and spectroscopic characterization of two new -OCOR ester substituted indenenes, 2-(2,4,6-trimethylbenzoyloxy)indene (**1**) and 2-(adamantanoyloxy)indene (**2**). Both compounds can be successfully deprotonated with alkylolithiums to generate the corresponding indenyl anions.

Only a few examples of 2-indenyl esters have been described in the literature. 2-(Benzoyloxy)indene has been prepared by reaction of 2-indanone with iodobenzene in the presence of CO (40–45 atm), Et₃N and Cl₂Pd(PPh₃)₂ in DMF.¹⁰ 2-(Acetoxy)indene has been obtained by reaction of 2-indanone with isopropenyl acetate¹¹ and as a low yield byproduct of manganese(III) mediated γ -lactone annulation of indene.¹² In

addition, Gibson et al. have reported the preparation of the arenetricarbonylchromium(0) complex of 2-(acetoxy)indene by deprotonation of tricarbonyl(indan-2-one) with LDA followed by quenching with acetic anhydride.¹³ Based on the available reactivity data,¹⁴ we did not expect these esters to be stable under standard deprotonation conditions. Thus, sterically more hindered indenyl esters were chosen as targets for the present study.

Synthesis of the mesitoyl and adamantanoyl esters **1** and **2** are presented in Scheme 1. Reaction of 2-indanone with an equimolar amount of NaH in THF generated the corresponding enolate ion¹⁵ that was cooled to -80°C and reacted with 2,4,6-trimethylbenzoic acid chloride (obtained by chlorination of 2,4,6-trimethylbenzoic acid with SOCl₂) and adamantane-1-carboxylic acid chloride (Aldrich), respectively. The reaction mixture was slowly warmed up to room temperature, quenched by addition of saturated aqueous ammonium chloride, washed with water and dried over sodium sulphate. Evaporation of the solvent and subsequent crystallization from Et₂O



Scheme 1. Synthesis of the indenyl esters **1** and **2**.

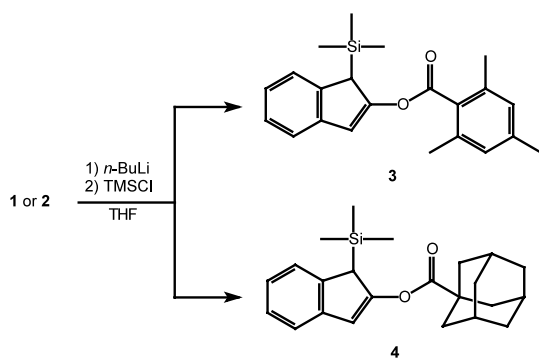
* Corresponding author. Fax: +358-2-2154866; e-mail: reko.leino@abo.fi

provided **1** and **2** in 57% and 50% isolated yields, respectively.^{16,17}

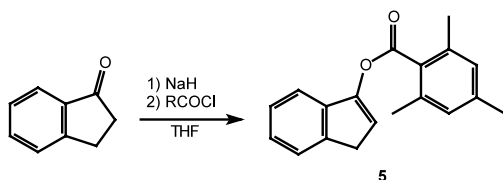
Various conditions were examined for the deprotonation of the new indenyl esters. In a typical experiment, **1** (1.04 g, 3.75 mmol) or **2** (1.10 g, 3.75 mmol) was dissolved in THF and reacted with an equimolar amount of *n*-BuLi (2.5 M solution in hexanes) at -80°C to generate the corresponding indenyllithium salts. Stirring for 5 minutes and subsequent quenching with TMSCl gave after work-up and crystallization from pentane the trimethylsilyl derivatives **3** and **4** in isolated yields of 69% and 44%, respectively (Scheme 2).^{18,19} ^1H NMR analyses of the crude products were in both cases consistent with 85–90% conversions of **1** and **2** to the trimethylsilyl adducts. Alternatively, the indenyl anions could be trapped by addition of iodomethane and the corresponding 1- (3-) methyl derivatives identified by GC/MS analysis.

The analogous method can be applied to the synthesis of 3-indenyl esters as well.²⁰ Thus, reaction of 1-indanone with NaH in THF followed by subsequent addition of 2,4,6-trimethylbenzoic acid chloride at -80°C gave, after work-up and distillation, 3-(2,4,6-trimethylbenzoyloxy)indene (**5**) in 53% yield (Scheme 3).²¹ Compound **5** was likewise successfully deprotonated in THF solution at -80°C using *n*-BuLi or *tert*-BuLi. Quenching with TMSCl gave the trimethylsilyl derivative as identified by GC/MS analysis. Other promising deprotonation conditions for the 2-substituted esters include NaH/THF/ambient temperature and *n*-BuLi/DMF/ -80°C .

In summary, we have demonstrated the compatibility of sterically congested ester substituents with indenyl derived anions. These new ligand precursors are available in good yields from commercial starting materials.



Scheme 2. Synthesis of the trimethylsilyl derivatives **3** and **4**.



Scheme 3. Synthesis of the indenyl ester **5**.

As shown in previous reports, electronic modifications of bis(cyclopentadienyl)²² and bis(indenyl) metallocenes may significantly influence their catalytic performance in various applications, including olefin polymerization.^{8d,23} Compounds **1–5** may thus prove to be interesting ligand candidates for structural tailoring of transition metal as well as alkali metal²⁰ cyclopentadienyl complexes.

Acknowledgements

The authors thank Mr. Markku Reunanen and Mrs. Päivi Pennanen for their assistance with the EIMS and NMR-analyses.

References

- (a) Halterman, R. L. In *Metallocenes*; Togni, A.; Halterman, R. L., Eds.; Wiley-VCH: Weinheim, 1998; pp. 455–544; (b) Cadierno, V.; Díez, J.; Gamasa, M. P.; Gimeno, J.; Lastra, E. *Coord. Chem. Rev.* **1999**, *193–195*, 147–205; (c) Stradiotto, M.; McGlinchey, M. J. *Coord. Chem. Rev.* **2001**, *219–221*, 311–378.
- (a) Halterman, R. L. *Chem. Rev.* **1992**, *92*, 965–994; (b) Hoveyda, A. H.; Morken, J. P. In *Metallocenes*; Togni, A.; Halterman, R. L., Eds.; Wiley-VCH: Weinheim, 1998; pp. 625–683.
- (a) Coates, G. W. *Chem. Rev.* **2000**, *100*, 1223–1252; (b) Resconi, L.; Cavallo, L.; Fait, A.; Piemontesi, F. *Chem. Rev.* **2000**, *100*, 1253–1346.
- 1- (or 3-) Alkyl substituted indenenes: (a) Meurling, L. *Acta Chem. Scand. B* **1974**, *28*, 295–300 (addition of alkyl halides to indenyl anions); (b) Greifenstein, L. G.; Lambert, J. B.; Nienhuis, R. J.; Fried, H. E.; Pagani, G. A. *J. Org. Chem.* **1981**, *46*, 5125–5132; (c) Adamczyk, M.; Watt, D. S.; Netzel, D. A. *J. Org. Chem.* **1984**, *49*, 4226–4237 (addition of alkyl or aryl metals to 1-indanone followed by acid-promoted dehydration).
- 2-Alkyl and 2-arylsubstituted indenenes: See for example, Ref. 4b and (a) Ribakove, E. C.; Kerber, R. C. *Organometallics* **1990**, *9*, 531–534; (b) Hauptman, E.; Waymouth, R. M.; Ziller, J. W. *J. Am. Chem. Soc.* **1995**, *117*, 11586–11587 (addition of alkyl or aryl metals to 2-indanone followed by dehydration). Ref. 4c and (c) Schumann, H.; Karasiak, D. F.; Mühle, S. H.; Halterman, R. L.; Kaminsky, W.; Weingarten, U. *J. Organomet. Chem.* **1999**, *579*, 356–372 (cross coupling of Grignard reagents with 2-bromoindene). (d) Lappert, M. F.; Martin, T. R.; Raston, C. L.; Skelton, B. W.; White, A. H. *J. Chem. Soc., Dalton Trans.* **1982**, 1959–1963; (e) Ellis, W. W.; Hollis, T. K.; Odenkirk, W.; Whelan, J.; Ostrander, R.; Rheingold, A. L.; Bosnich, B. *Organometallics* **1993**, *12*, 4391–4401; (f) Witte, P.; Lal, T. K.; Waymouth, R. M. *Organometallics* **1999**, *18*, 4147–4155 (reaction of 1,2-di(magnesiummethyl)benzene dichloride with a carboxylic acid methyl ester); (g) Halterman, R. L.; Zhu, C. *Tetrahedron Lett.* **1999**, *40*, 7445–7448 (Ni-catalyzed Cr(II)-promoted addition of aryl bromides to a tethered ketone carbonyl); (h) Ijpeij, E. G.; Beijer, F. H.; Arts, H. J.; Newton, C.; de Vries, J. G.; Gruter, G.-J.

- M. J. *Org. Chem.* **2002**, 67, 169–176 (Suzuki coupling of 2-bromoindene with diboronic acid).
- 2- and 3-Methoxyindene: (a) Paquette, L. A.; Varadara-
jan, A.; Bay, E. *J. Am. Chem. Soc.* **1984**, 106, 6702–6708;
(b) Keffe, J. R.; Kresge, A. J.; Yin, Y. *J. Am. Chem.*
Soc. **1988**, 110, 8201–8206.
 - 3-(Methylthio)indene: Ready, T. E.; Chien, J. C. W.;
Rausch, M. D. *J. Organomet. Chem.* **1996**, 519, 21–28.
 - 2-Dialkylaminoindenes: (a) Edlund, U. *Acta. Chem.*
Scand. **1973**, 27, 4027–4029; (b) Plenio, H.; Burth, D.
Organometallics **1996**, 15, 4054–4062; (c) Plenio, H.;
Burth, D. *J. Organomet. Chem.* **1996**, 519, 269–272; (d)
Barsties, E.; Schaible, S.; Prosen, M.-H.; Rief, U.; Röhl,
W.; Weyand, O.; Dorer, B.; Brintzinger, H.-H. *J.*
Organomet. Chem. **1996**, 520, 63–68; (e) Luttikhedde, H.
J. G.; Leino, R. P.; Wilén, C.-E.; Näsman, J. H.;
Ahlgrén, M. J.; Pakkanen, T. A. *Organometallics* **1996**,
15, 3092–3094; (f) Carter, C. A. G.; McDonald, R.;
Stryker, J. M. *Organometallics* **1999**, 18, 820–822; (g)
Fauré, J.-L.; Erker, G.; Fröhlich, R.; Bergander, K. *Eur.*
J. Inorg. Chem. **2000**, 2603–2606; (h) Knüppel, S.; Fauré,
J.-L.; Erker, G.; Kehr, G.; Nissinen, M.; Fröhlich, R.
Organometallics **2000**, 19, 1262–1268. (i) Greidanus, G.;
McDonald, R.; Stryker, J. M. *Organometallics* **2001**, 20,
2492–2504.
 - 2- and 3-Trialkylsilyloxyindenes: See for example, Ref. 6b
and (a) Parham, W. E.; Roosevelt, C. S. *Tetrahedron*
Lett. **1971**, 14, 923–926; (b) Conde-Frieboes, K.; Hoppe,
D. *Tetrahedron* **1992**, 48, 6011–6020; (c) Suginome, H.;
Takeda, T.; Itoh, M.; Nakayama, Y.; Kobayashi, K. *J.*
Chem. Soc., Perkin Trans. 1 **1995**, 49–61; (d) Leino, R.;
Luttikhedde, H.; Wilén, C.-E.; Sillanpää, R.; Näsman, J.
H. *Organometallics* **1996**, 15, 2450–2453; (e) Luttikhedde,
H. J. G.; Leino, R.; Lehtonen, A.; Näsman, J. H. *J.*
Organomet. Chem. **1998**, 555, 127–134; (f) Leino, R.;
Luttikhedde, H. J. G.; Lehtonen, A.; Ekholm, P.; Näs-
man, J. H. *J. Organomet. Chem.* **1998**, 558, 181–188.
 - (a) Shimoyama, I.; Zhang, Y.; Wu, G.; Negishi, E. *Tetra-*
hedron Lett. **1990**, 31, 2841–2844; (b) Negishi, E.; Liou,
S.-Y.; Xu, C.; Shimoyama, I.; Makabe, H. *J. Mol. Catal.*
A: Chem. **1999**, 143, 279–286.
 - Stavber, S.; Šket, B.; Zajc, B.; Zupan, M. *Tetrahedron*
1989, 45, 6003–6010.
 - Fristad, W. E.; Peterson, J. R. *J. Org. Chem.* **1985**, 50,
10–18.
 - Cowton, E. L. M.; Gibson, S. E.; Schneider, M. J.;
Smith, M. H. *J. Chem. Soc., Perkin Trans. 1* **1995**,
2077–2078.
 - Greene, T. W.; Wuts, P. G. M. *Protective Groups in*
Organic Synthesis, 3rd ed.; John Wiley and Sons: New
York, 1999; pp. 712–713.
 - Baierweck, P.; Simmross, U.; Müllen, K. *Chem. Ber.*
1988, 121, 2195–2200.
 - Compound 1**: 9.20 g (57.5%) of light yellow crystals. Anal.
calcd for C₁₉H₁₈O₂ (278.4): C, 81.99; H, 6.52. Found: C,
82.24; H, 6.68. EIMS calcd/found: 278.1307/278.1309. ¹H
NMR (CDCl₃, δ): 7.37–7.31(m, 2H, CH); 7.28–7.24 (m,
1H, CH); 7.18–7.14 (m, 1H, CH); 6.90 (s, 2H, CH); 6.78
(m, long range couplings, 1H, CH); 3.67 (m, long range
couplings, 2H, CH₂); 2.39 (s, 6H, CH₃); 2.30 (s, 3H,
CH₃). ¹³C NMR (CDCl₃, δ): 166.97 (C=O); 155.67 (C-O);
142.87 (C_q); 140.15 (C_q); 137.15 (C_q); 135.81 (2C, C_q);
129.72 (C_q); 128.69 (2C, CH); 126.75 (CH); 124.47 (CH);
123.44 (CH); 121.05 (CH); 115.04 (CH); 37.95 (CH₂);
21.18 (CH₃); 20.03 (2C, CH₃).
 - Compound 2**: 14.7 g (50%) of white crystals. Anal. calcd
for C₂₀H₂₂O₂ (294.4): C, 81.60; H, 7.53. Found: C, 82.01;
H, 7.52. EIMS calcd/found: 294.1620/294.1616. ¹H NMR
(CDCl₃, δ): 7.34–7.31 (m, 1H, CH); 7.29–7.20 (m, 2H,
CH); 7.14–7.10 (m, 1H, CH); 6.58 (m, long range cou-
plings, 1H, CH); 3.55 (m, long range couplings, 2H,
CH₂); 2.08–2.06 (m br., 3H, adam.); 2.01–2.00 (m, 6H,
adam.); 1.80–1.71 (m br., 6H, adam.). ¹³C NMR (CDCl₃,
δ): 174.91 (C=O); 156.20 (C-O); 143.04 (C_q); 137.24 (C_q);
126.57 (CH); 124.14 (CH); 123.32 (CH); 120.79 (CH);
114.53 (CH); 41.21 (C_q, adam.); 38.65 (3C, CH₂, adam.);
37.78 (CH₂); 36.38 (3C, CH₂, adam.); 27.84 (3C, CH₂,
adam.).
 - Compound 3**: 0.91 g (69%) of an off-yellow solid. Anal.
calcd for C₂₂H₂₆O₂Si (350.5): C, 75.38; H, 7.48. Found:
C, 75.78; H, 7.63. EIMS calcd/found: 350.1702/350.1704.
¹H NMR (CDCl₃, δ): 7.28–7.26 (m, 1H, CH); 7.22–7.19
(m, 1H, CH); 7.13–7.09 (m, 1H, CH); 7.04–7.00 (m, 1H,
CH); 6.79 (overlapping singlets, 3H, CH); 3.55 (m, 1H,
CH); 2.28 (s, 6H, CH₃); 2.19 (s, 3H, CH₃); –0.12 (s, 9H,
Si(CH₃)₃). ¹³C NMR (CDCl₃, δ): 167.11 (C=O); 157.61
(C-O); 142.24 (C_q); 139.89 (C_q); 138.72 (C_q); 135.63 (2C,
C_q); 130.00 (C_q); 128.67 (2C, CH); 125.25 (CH); 123.34
(CH); 122.65 (CH); 121.00 (CH); 112.41 (CH); 44.19
(CH); 21.18 (CH₃); 20.07 (2C, CH₃); –2.60 (3C,
Si(CH₃)₃).
 - Compound 4**: 0.61 g (44%) of an off-yellow solid. Anal.
calcd for C₂₃H₃₀O₂Si (366.6): C, 75.36; H, 8.25. Found:
C, 75.22; H, 8.27. EIMS calcd/found: 366.2015/366.2013.
¹H NMR (CDCl₃, δ): 7.32–7.27 (m, 2H, CH); 7.20–7.16
(m, 1H, CH); 7.12–7.08 (m, 1H, CH); 6.63 (d, ⁴J=0.7 Hz,
1H, CH); 3.63 (m, 1H, CH); 2.07–2.05 (m br., 3H,
adam.); 2.04–2.00 (m, 6H, adam.); 1.79–1.70 (m br., 6H,
adam.); 0.01 (s, 9H, Si(CH₃)₃). ¹³C NMR (CDCl₃, δ):
175.00 (C=O); 158.19 (C-O); 142.14 (C_q); 139.07 (C_q);
125.07 (CH); 123.08 (CH); 122.52 (CH); 120.74 (CH);
112.45 (CH); 44.07 (CH); 41.22 (C_q, adam.); 38.77 (3C,
CH₂, adam.); 36.39 (3C, CH₂, adam.); 27.87 (3C, CH,
adam.); –2.37 (3C, Si(CH₃)₃).
 - Preparation of 3-(*N,N*-diisopropylcarbamoyloxy)indene
from 1-indanone and *N,N*-diisopropylcarbamoyl chloride
in pyridine has been reported previously, see: Heinl, T.;
Retzow, S.; Hoppe, D.; Fraenkel, G.; Chow, A. *Chem.*
Eur. J. **1999**, 5, 3464–3470. This compound was success-
fully deprotonated with *n*-BuLi in the presence of (–)-
sparteine followed by addition of iodomethane or TMSCl
to produce the corresponding Me or TMS-substituted
derivatives.
 - Light yellow oil (bp 154–156°C/0.02 mbar) identified by
its EIMS and NMR spectra. Crystallization of the dis-
tilled product from acetone yields a white crystalline
solid.
 - (a) Deck, P. A.; Jackson, W. F.; Fronczek, F. R. *Orga-*
nometallics **1996**, 15, 5287–5291; (b) Thornberry, M.
P.; Slobodnick, C.; Deck, P. A.; Fronczek, F. R. *Orga-*
nometallics **2000**, 19, 5352–5369; (c) Thornberry, M.
P.; Slobodnick, C.; Deck, P. A.; Fronczek, F. R. *Orga-*
nometallics **2001**, 20, 920–926.
 - Lehmus, P.; Kokko, E.; Härkki, O.; Leino, R.; Lut-
tikhedde, H. J. G.; Näsman, J. H.; Seppälä, J. V. *Macro-*
molecules **1999**, 32, 3547–3552.